

WM & the City of Manhattan Beach introduce:

# Commercial Food Waste Pilot Program Guide



## Dear MB Business:

Congratulations on choosing to recycle your food and organic materials with Waste Management. By taking part in this pilot program, you are doing the right thing for both your company and the environment.

You are one of 10 businesses selected to participate in **PHASE I** of the pilot. PHASE I participants will receive all program materials (at no cost). All materials will be delivered before the program start date.

The pilot will run July 1, 2012- January 1, 2013. At the conclusion of the pilot, the City and WM will determine if the program will be permanent.



# Getting Started

## SITE AUDIT, TRAINING, & MATERIALS

Participation in the commercial food waste pilot will start with an initial site visit. Our experts will audit your facility to answer questions that will ensure the success of your food waste recycling program .

During a 30-minute site audit, we will determine factors like:

- Who will be involved in organics recycling?
- Where are the organic materials being generated?
- How much organic waste is being generated?



Once our assessment is done, we will coordinate delivery of all equipment for the pilot, including:

- 6-month supply of compostable liners
- Inside food waste containers
- outside food waste containers

**WM will provide all the biodegradable liners you will need for the pilot. Don't use plastic liners!**

When you receive your containers and materials, our experts will conduct on-site training sessions with your staff, confirm your service schedule, and answer any questions.

## ROUTING AND SERVICE DAYS

WM's food waste recycling truck will make food waste collections in the City on **Mondays, Wednesdays, and Fridays.**

Our route manager and food waste experts will assist your company in developing a service schedule to meet your needs and can make changes to service days as needed.



## PILOT COST

There is no additional cost to participate in the pilot. However, determining a reasonable program cost will be considered should the City and WM move forward with a permanent program.

## CUSTOMER SERVICE

Have questions? Need to change your service levels? WM Experts are available to help:

**Lisa Ryder**  
lisaryder@vel.net  
310-874-2499

**Vickie Wippel**  
vwippel1@wm.com  
310-984-4501

## LOOK FOR YOUR NEW FOOD WASTE RECYCLING CART (it has a yellow lid):



## What do I do with my new food waste recycling containers?

INSIDE CONTAINER	OUTSIDE CONTAINER
<ul style="list-style-type: none"><li>• Only food waste can go in the food waste container. See chart on next page for details.</li><li>• Your food waste container must be lined with compostable bags (WM will provide you with a 6-month supply before the program start date).</li><li>• Because these bags are biodegradable and decompose during the composting process, you can simply tie them off and dispose of them in the outside container.</li></ul>	<ul style="list-style-type: none"><li>• Waste Management Food Waste Recycling carts will be provided for pilot participants. They are labeled “Food Waste Only.” (see logo above).</li><li>• Outside carts do not need to be lined. Instead, the biodegradable bags from the inside containers can be secured TIGHTLY and placed directly in the outside container.</li><li>• Also, remember to clean outside containers often.</li></ul>




## FOOD WASTE RECYCLING PROGRAM TIPS

- If you are unsure if an organic material can be recycled, it’s better to throw it out with the regular garbage than risk contamination.
- Don’t fill organic bags to the same capacity as normal garbage. Compostable bags don’t have the same strength as regular liners, and organic items tend to be heavier than most waste.
- Keep outside containers outside, and inside containers inside.
- Holding liners/ bags in place on indoor containers with a rubber band keeps them from slipping due to excess weight.
- Keep inside containers clean to reduce odor. Citronella odor reducers may help.
- While WM drivers can assist with “quality control” of your outside containers, it is important for you to segregate your materials properly.

For more information, or assistance with ordering containers, contact WM Recycling Experts Lisa Ryder (310-9874-2499/ [lisaryder@vel.net](mailto:lisaryder@vel.net) or Vickie Wippel at 310-984-4501/ [wwippel1@wm.com](mailto:wwippel1@wm.com)).



# WHERE DOES IT GO?

FOOD WASTE	RECYCLING	TRASH
 <p>Fruits &amp; Vegetables Meat / Poultry / Seafood (bones &amp; shells) Bakery Items Coffee grounds, Filters, Tea Bags Milk, Juice, and Cartons (no plastic spouts) Ice Cream, Yogurt, Cottage Cheese, Eggs Paper Egg Cartons Paper Products (napkins &amp; paper towels) Waxed Paper Products (corrugated and Paper) Plants &amp; Cut Flowers Potting Soil <i>*no grease, oil, or liquids</i></p>	 <p>Office Paper and Junk Mail Cardboard Milk Cartons and food Boxes Plastic Bags Glass Bottles and Jars Plastic bottles Aluminum Cans Food Cans Empty Aerosol Cans Metal, Foil (clean) Styrofoam</p>	 <p>Dirty Food Packaging/ Wrap Latex &amp; Plastic Gloves Twist Ties, Rubber Bands, Wire Tape, Rope, Twine Ceramics and dishware Liquid Clothing Mirrors Wood or Lumber</p>